













DC¹⁶ Quick Reference Card

FILE

ICON NAME	SHORTCUT
 New	Ctrl + N
 Open	Ctrl + O
 Save	Ctrl + S
 Cut	Ctrl + X
 Copy	Ctrl + C
 Paste	Ctrl + V
 Merge Designs	Alt + F, M
 Print	Ctrl + P
 Print Preview	Alt + F, R
 Print Setup	Not applicable


SELECT

ICON NAME	SHORTCUT
 Select	S
 Lasso Select	Alt + S

STITCH EDIT

ICON NAME	SHORTCUT
 Stitch Select	M
 Lasso Stitch Select	Alt + M, T, L
 Delete Stitch	Alt + E, E, S




DESIGN EDIT

ICON NAME	SHORTCUT
 Set Design Start /End	Alt + M, S








PATH EDIT

ICON NAME	SHORTCUT
 Angle Lines	D
 Slice Lines	U
 Density Line	Alt + M, D
 Stitch Length	Alt + M, L
 Wave	Alt + M, W

SLICE

ICON NAME	SHORTCUT
 Slice	C
 Curved Slice	Alt + M, C, C
 Rectangle Slice	Alt + M, C, R
 Freeform Slice	Alt + M, C, M








NODE EDIT

ICON NAME	SHORTCUT
 Vertex Select	N
 Edit Envelope	Alt + M, O
 Copy Partial Path	Alt + M, P
 Rounded Corner Tool	Not applicable
 Drag Anchor Path	Not applicable
 Average Anchor Vertically	Not applicable
 Average Anchor Horizontally	Not applicable




MEASURE

ICON NAME	SHORTCUT
 Measure	Ctrl + M





ZOOM

ICON NAME	SHORTCUT
 Zoom	Z
 Zoom in	Alt + V, I
 Zoom out	Alt + V, O
 Zoom fixed percent	Not applicable
 Back to 1:1	1
 Fit to Window	2
 Fit Selection to Window	4

OUTLINE

ICON NAME	SHORTCUT
 Connect Shapes	Ctrl + Shift + O
 Reduce Nodes	Not applicable
 Remove Fill Color	Not applicable



ARTWORK

ICON NAME	SHORTCUT
 Pen	P
 Rectangle	Alt + T, A, R
 Ellipse	Alt + T, A, E
 Autotrace	Alt + T, D

DRAW FUSION

ICON NAME	SHORTCUT
 Open Draw Fusion	Alt + M, S



IMPORT

ICON NAME	SHORTCUT
 Import Artwork	Alt + T, A, I
 Import TrueType®	Alt + T, A, T




LETTERING





ICON NAME	SHORTCUT
 Text	Alt + T, L, T
 Stepped	Alt + T, L, I
 Arc	Alt + T, L, A
 Circle	Alt + T, L, C
 Three-letter Monogram	Alt + T, L, M
 Line Angle	Alt + T, L, L
 Vertical	Alt + T, L, V
 Rainbow Text	Not applicable

SETTINGS PAINTER

ICON NAME	SHORTCUT
 Copy Settings	Shift + C
 Paste Settings	Shift + V



STANDARD DIGITIZING

ICON NAME	SHORTCUT
 Enhanced Column	F12
 Column	Ctrl + F8
 Manual	F5




ICON NAME	SHORTCUT
 Run	F6
 Complex Fill	F11
 Steil	F7
 Satin Path	F9
 Complex Satin	Not applicable

SPECIALIZED DIGITIZING





ICON NAME	SHORTCUT
 Cross-stitch	Alt + T, Z, C
 Cross-stitch Fill	Alt + T, Z, O
 Cascade Fill	Alt + T, Z, A
 Fur Stitch	Alt + T, Z, F
 Star	Alt + T, Z, T
 Radial Fill	Alt + T, Z, D
 Spiral Fill	Alt + T, Z, L
 Appliqué	Alt + T, Z, P
 Appliqué Cut	Alt + T, Z, U
 Line Carving	Shift. + F10
 Region Carving	Ctrl + F10
 Symbol	Shift + F9
 Manual Sequin	Alt + T, Z, Q
 Shape Echo	Not applicable

ICON NAME	SHORTCUT
 Complex Modifier	Alt + T, Z, R
 Brush Tool	





STEPS

ICON NAME	SHORTCUT
 Undo	Ctrl + Z
 Redo	Ctrl + Y
 Repeat	Shift + Rs

PERSONALIZATION

ICON NAME	SHORTCUT
 Wordit	Not applicable
 Colorit	Not applicable
 Random Repeat	Not applicable
 Import Emoji	Not applicable

MACHINE

ICON NAME	SHORTCUT
 Output to Machine	Alt + F, H, O
 Design Queue	Alt + F, H, Q
 Machine Status	Alt + F, H, M
 View Reports	Alt + F, H, V

DESIGN TOOLS

ICON	NAME	SHORTCUT
	Segment Filter	Not applicable
	Hide Selected Segment(s)	Shift + H
	Hide Unselected Segment(s)	Ctrl + H
	Show all Hidden Segments	Ctrl + Shift + H
	Show Commands	Not applicable
	Show/Hide Dots	Shift + P
	Show/Hide Beads	Ctrl + B
	Show/Hide Stitches	X
	Show/Hide Outlines	Shift + X
	Show Active Group (Stitches in Outline Mode)	Shift + A
	Show/Hide Grid	Not applicable
	Snap To Menu	Not applicable
	Show Repeats	Not applicable
	Show Do Not Split	Not applicable
	Show/Hide Draw Ribbon	Not applicable
	Show/Hide 3D Stitches	3
	Move Forward by 1	Ctrl + →
	Move Forward by 10	Ctrl + Insert
	Mover Forward by 100	Ctrl + ↑
	Mover Forward by 1000	Ctrl + "+" (keypad)
	Move by Command	Not applicable
	Move by Color	Not applicable
	Move to End	Ctrl + End
	Range Select	Not applicable
	Convert	=

ARTWORK TAB - EDIT TOOLS

ICON	NAME	SHORTCUT
	Duplicate	Ctrl + D
	Power Copy	Ctrl + W
	Circular Copy	Not applicable
	Power Edit	W
	Offset	Shift + O
	Resize	Ctrl + R
	Rotate	Ctrl + T
	Reflect	Ctrl + F

ARTWORK TAB - SHAPE TOOLS

ICON	NAME	SHORTCUT
	Combine	Ctrl + L
	Breakup	Ctrl + K

SEGMENT TAB

ICON	NAME	SHORTCUT
	Set Entry Exit Point	O
	Insert Before	Insert
	Insert After	Ctrl+Insert
	Bring to End of Design	Shift + End
	Bring to Start of Design	Shift + Home
	Move Later by 1	Shift + Page Up
	Move Earlier by 1	Shift + Page Down
	Group	Ctrl + G
	Ungroup	Ctrl + U

IMAGE TAB

ICON	NAME	SHORTCUT
	Show/Hide image	I
	Lighten image	L
	Backdrop select	Ctrl + I

AUTO TAB

ICON	NAME	SHORTCUT
	Auto Breakup	Shift + J
	Auto Start/Stop	L
	Smart Join mode	Ctrl + I

GENERATION TAB

ICON	NAME	SHORTCUT
	Auto Breakup	Shift + J
	Auto Start/Stop	L

CHENILLE

ICON	NAME	SHORTCUT
	Chenille	Alt + T, H, C
	Spiral Chenille	Alt + T, H, P
	Chain Walk	Alt + T, H, H
	Moss Walk	Alt + T, H, M

COMMAND

ICON	NAME	SHORTCUT
	Insert Trim at End	F9
	End Lock	Not applicable

VIEWING COMMANDS

COMMAND	SHORTCUT
Sequence View	Shift + T
Zoom in on pointer	Press + on the number keypad
Zoom out	Press - on the number keypad
Highlight Stitch Exceptions	Alt + X
Move Guidelines	Press Ctrl + Shift while left-clicking on the guideline
Handles On/Off	Ctrl + Q
View by color	V

DRAWING MODES

MODE	SHORTCUT
Bezier	B
Bezier to cusp	Ctrl
Arc	A
Freehand	F
Circle	R
Quickdraw	Q
Autotrace	T
Curve	Right-click

DIGITIZING COMMANDS

COMMAND	SHORTCUT
Go Back	Backspace
Force Horizontal	F2
Force vertical	Shift + F2
Connect	F3
Snap to Grid	Shift + 3
Snap to Anchor Points	F3
Snap to Guidelines	Shift+F4
Snap to Artwork	F4
Close Shape	O
Activate Bean Stitch Tool	Shift + F6
Draw lines at 15-degree Increments	Press Shift while digitizing or editing

COMMAND	SHORTCUT
Outline Select/Stitch Select (toggle)	Spacebar
Activate Manual Jump Stitches	Press and hold Ctrl while digitizing a Manual segment
Close Segment	Enter
Branching	K
Join s	J

EDITING COMMANDS

COMMAND	SHORTCUT
Display Shortcut Menu	Ctrl + E
Delete	Delete
Move to Previous Command	Ctrl + /
Move to Next Command	Ctrl + * (keypad)
Group Selection	Shift + left-click last stitch or segment in group
One by One Group Selection	Ctrl + left-click each stitch or segment
Expand Group Selection	Ctrl + Shift + left-click additional stitches or segments
Copy Angle Line	Press Ctrl while dragging angle line

Notes:

Tajima DG16 by Pulse is available in different system levels. Upgrading to a higher level means that more tools and commands are available.

This card lists tools and commands available with Maestro (the highest system level). Depending on the system level you have, you may not have some of the tools and commands listed. Chenille, Sequin and CoreDRAW® tools are options available for Tajima DG16 by Pulse.



www.pulsemicro.com



www.tajima.com