

## CHANGES IN TAJIMA DG15 BY PULSE 15.1.22.6249

The following is a list of the new features and improvements included in Tajima DG15 by Pulse since the previous official release.

### HARDWARE REQUIREMENTS

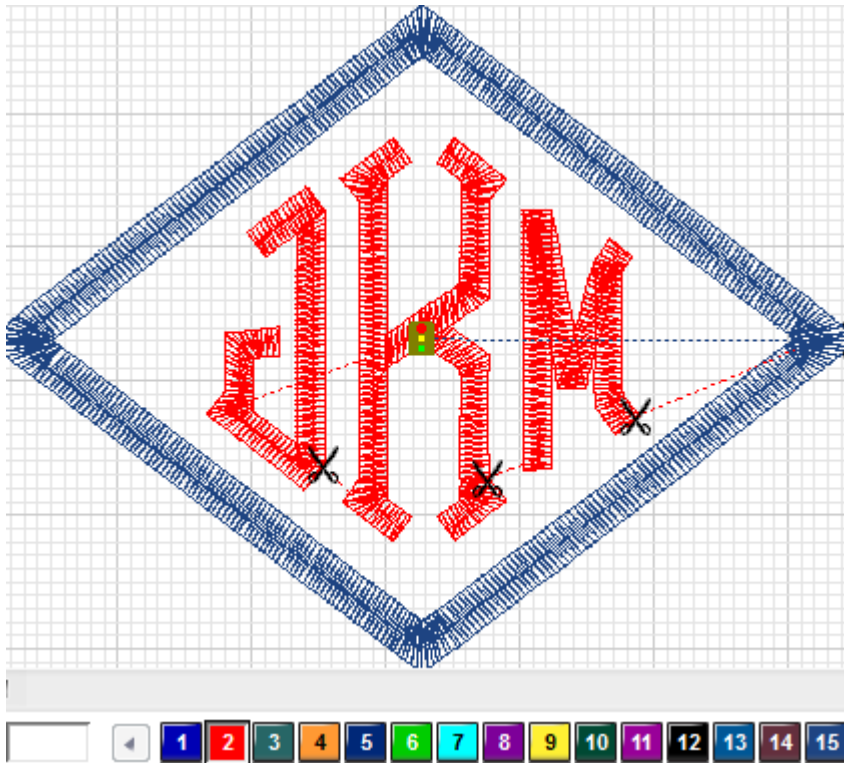
DG 15 supports Windows 7, Windows 8 and Windows 8.1 and is built on a 64-bit platform. Windows XP, Vista, and 32 bit-based operating systems are no longer supported.

### CORRECTIONS

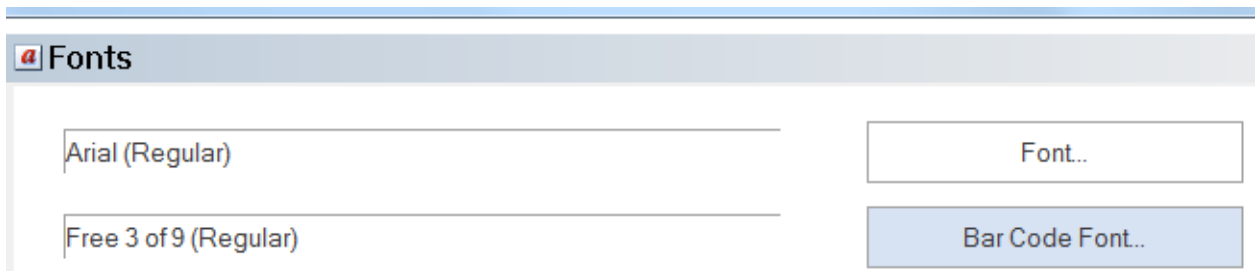
The following software issues have been fixed in this build:

- A correction has been made when generating the connection end for E-stitch.
- Align to segment now works with Grouped Segments.
- A correction was made where the Programmed fill pattern stitch type was missing from the properties window.
- An issue was resolved when adding a stitch type to a segment to allow the user to modify the properties of each stitch type separately.
- A correction was made when creating a font where the 'Edit Character baseline' was greyed out.
- A problem has been corrected when reading in CND files where there was no way to edit the properties of the Gflect segments.
- An issue was fixed where the stitch generation was improved in a Complex fill segment with standard travelling route along the edge.
- Wave connection end types now match standard fill connection end types.
- A correction has been made when logged into librarian remotely did not allow searching using the wildcard (\*) character.
- We have corrected an issue where in simplified print mode not all segments would print.
- An issue was fixed where a steil corner was not capped properly.
- In Japanese language we fixed some translation issues in the 'Show Beads' and 'Show Dots' menu.
- The thread break report and design summary report were added back to reporting in Express level.
- Outline fonts now include the option to change border & fill type to appliqué and complex fill.
- A problem was fixed when converting an older librarian database (version 13 and earlier) to a version 14 or 15 database where the new database would not be accessible.
- An issue opening EMB files has been corrected.
- A draw fusion issue has been corrected where draw fusion would stop responding when switching back and forth between DG and draw fusion specifically on a Windows 7 operating system.

- We corrected a problem when changing the color of a 3-letter monogram would change the decoration color to the last thread in the palette.



- An issue importing PSD files has been corrected.
- A printing issue has been fixed on Windows 8 and 10 where certain segments were omitted from the printing page.
- CrossStitch Wizard has been removed temporarily due to stability issues.
- The correct barcode font is now displaying in fonts under print settings.



## STABILITY IMPROVEMENTS

The following issues concerning software stability have been addressed in this build:


- A problem with the program stopping after outputting a file to machine when selecting the Output filename.
- An Autodigitizer crash was corrected.
- Improvements have been made which allow the software to open PXF files with large stitch counts faster.
- The problem in which pasting an AI file taking longer than expected has been resolved.
- A problem has been fixed when sending a DST with a larger number of color changes to machine would cause the software to become unresponsive.


## NEW FEATURES AND IMPROVEMENTS

### *AUTOMATIC CLIP FOR SATIN*

Automatic Clip is a feature available in quality control in segment settings. It allows you to overlap two different segments and choose to remove stitches from top segment or bottom segment where the segments overlap. You can also specify an overlap distance.

Previously satin segments could only clip satin segments. We have included the ability for satin segments to now clip other segment types such as complex fill and appliqué.

Text containing outlines  can now clip satin, complex fill and appliqué segments



Text not containing outlines can clip other segments such as satin, complex fill and appliqué.



## FURTHER IMPROVEMENTS

- A setting name was changed from Activate Carving to Activate Line Carving.
- We added the ability to display a design in four different colorations on screen in a different background and palette.



- Advanced setting in programmed run has been renamed to 'Allow Free Start/Stop Bead Placement'.
- We have added the option to change the stitch length of a pattern fill stitch segment.

## FONTS

The following Fonts have been added:

Jiggles

Baguette

Lasso

Line Small 4mm

Museo

Nimbus Sans Condensed

Sanvito Pro

01 Chinese Heiti

田岛-简体黑

02 Chinese Brush

田岛-行楷